

To install the knob to the handle, place the knob face down on firm surface such as a book. Position the handle and insert the pin through the handle and into the knob. Lightly tap the pin into the knob with a hammer. Use a punch to set the pin deeper into the handle but leave enough play to allow the knob to rotate.

To install the knob to the handle, place the knob face down on firm surface such as a book. Position the handle and insert the pin through the handle and into the knob. Lightly tap the pin into the knob with a hammer. Use a punch to set the pin deeper into the handle but leave enough play to allow the knob to rotate.



To install the knob to the handle, place the knob face down on firm surface such as a book. Position the handle and insert the pin through the handle and into the knob. Lightly tap the pin into the knob with a hammer. Use a punch to set the pin deeper into the handle but leave enough play to allow the knob to rotate.



To install the knob to the handle, place the knob face down on firm surface such as a book. Position the handle and insert the pin through the handle and into the knob. Lightly tap the pin into the knob with a hammer. Use a punch to set the pin deeper into the handle but leave enough play to allow the knob to rotate.



To install the knob to the handle, place the knob face down on firm surface such as a book. Position the handle and insert the pin through the handle and into the knob. Lightly tap the pin into the knob with a hammer. Use a punch to set the pin deeper into the handle but leave enough play to allow the knob to rotate.



To install the knob to the handle, place the knob face down on firm surface such as a book. Position the handle and insert the pin through the handle and into the knob. Lightly tap the pin into the knob with a hammer. Use a punch to set the pin deeper into the handle but leave enough play to allow the knob to rotate.



To install the knob to the handle, place the knob face down on firm surface such as a book. Position the handle and insert the pin through the handle and into the knob. Lightly tap the pin into the knob with a hammer. Use a punch to set the pin deeper into the handle but leave enough play to allow the knob to rotate.



To install the knob to the handle, place the knob face down on firm surface such as a book. Position the handle and insert the pin through the handle and into the knob. Lightly tap the pin into the knob with a hammer. Use a punch to set the pin deeper into the handle but leave enough play to allow the knob to rotate.



To install the knob to the handle, place the knob face down on firm surface such as a book. Position the handle and insert the pin through the handle and into the knob. Lightly tap the pin into the knob with a hammer. Use a punch to set the pin deeper into the handle but leave enough play to allow the knob to rotate.

To install the knob to the handle, place the knob face down on firm surface such as a book. Position the handle and insert the pin through the handle and into the knob. Lightly tap the pin into the knob with a hammer. Use a punch to set the pin deeper into the handle but leave enough play to allow the knob to rotate.

To install the knob to the handle, place the knob face down on firm surface such as a book. Position the handle and insert the pin through the handle and into the knob. Lightly tap the pin into the knob with a hammer. Use a punch to set the pin deeper into the handle but leave enough play to allow the knob to rotate.

To install the knob to the handle, place the knob face down on firm surface such as a book. Position the handle and insert the pin through the handle and into the knob. Lightly tap the pin into the knob with a hammer. Use a punch to set the pin deeper into the handle but leave enough play to allow the knob to rotate.