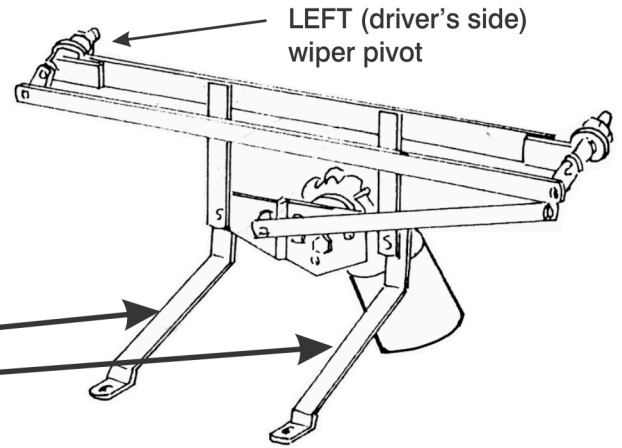


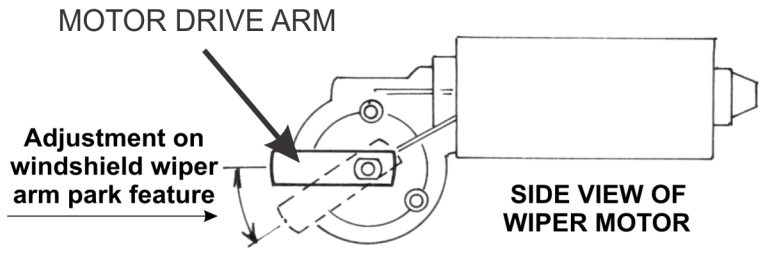
7C-17508 2 Speed Windshield Wiper Motor for 1948-52 Ford Pickup Truck

NOTICE: The driver's side lower dash to firewall support brace must be bent towards the dash (away from the firewall) in order for the left side wiper pivot to clear and function properly.

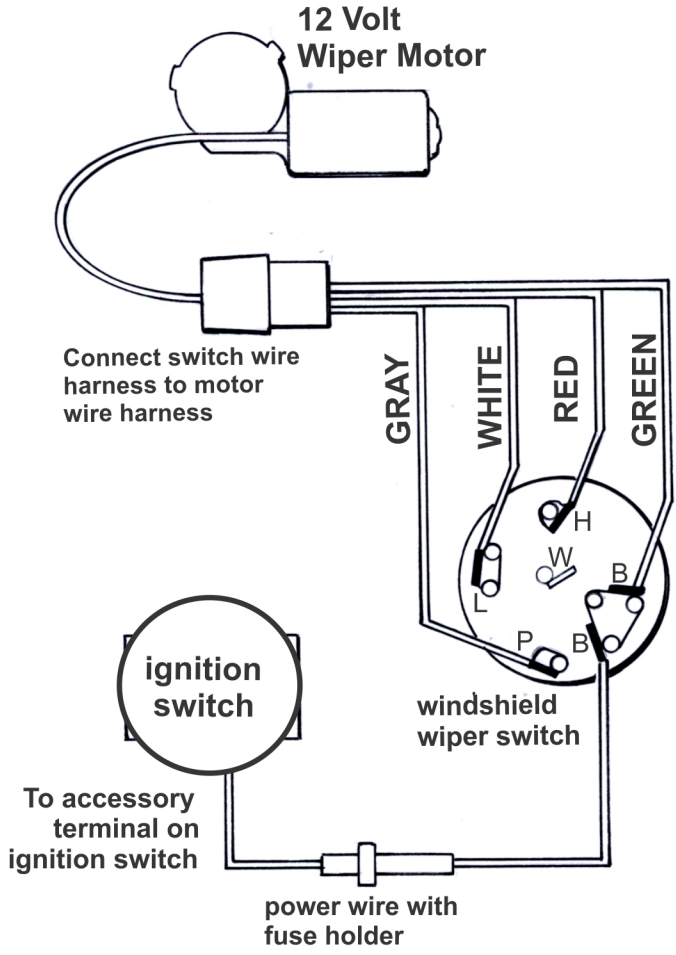
NOTICE: On trucks with 2 braces, the lower dash panel to cowl braces must be removed and replaced with these 2 replacement brackets.



WIPER STOP ADJUSTMENT.
If the windshield wipers in stop position need further adjustment, remove the motor drive arm from the shaft, rotate the arm slightly clockwise or counterclockwise to achieve the correct position then reinstall the motor drive arm.



WIRE CONNECTIONS FROM MOTOR TO SWITCH AND SWITCH TO POWER



NOTICE: CHECK THE FUSE
If after installation your electric wiper motor does not run, make sure that the inline fuse has not blown.