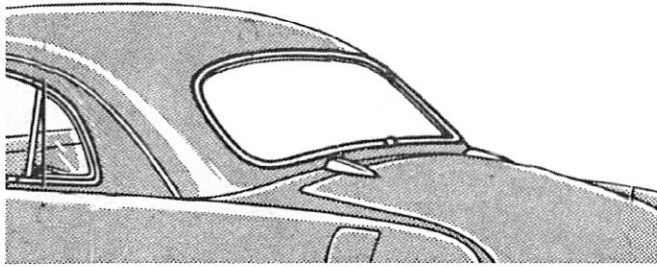


1949-51 Ford Car Rear Window Rubber Seal Installation

Applies to: #8A-7042084, 8A-7042084-D, 0A-7042084



NOTE

Some glass installers prefer the use of an auto glass sealer when installing the new rubber window seals to prevent possible leaking. Permatex Auto Glass Sealer 7651259 is one example.

Installing rear window rubber seal

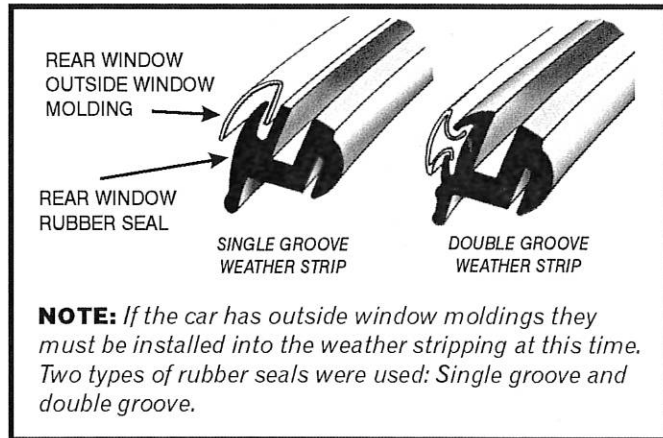
1. Remove all old weather stripping and weather stripping sealer from the rear window opening flange. Clean the flange area thoroughly.
2. Trial fit the rubber seal onto the rear window. This allows you to orient how the seal should fit the on the glass..



HELPFUL TIPS

Use masking tape to temporarily hold the rubber seal onto the glass before installing the window. After the window has been installed the tape can be removed.

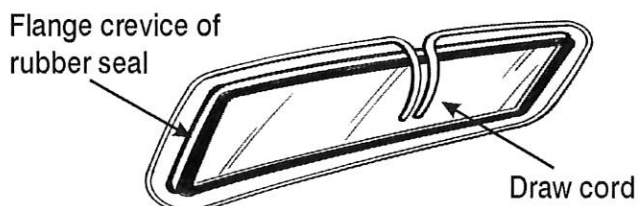
3. **OPTIONAL APPLICATION.** Apply a continuous bead of sealer to the rear window opening flange on the car. This is not necessary but some glass installers prefer the addition of sealer.



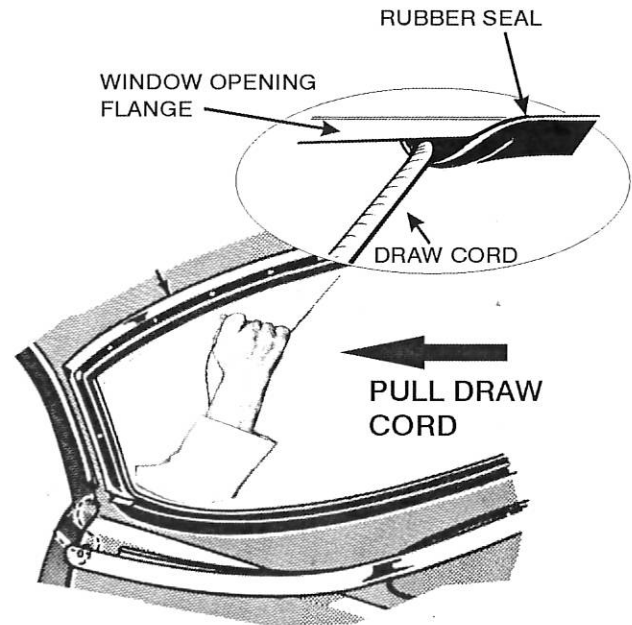
NOTE: If the car has outside window moldings they must be installed into the weather stripping at this time. Two types of rubber seals were used: Single groove and double groove.

4. Reinstall rubber seal onto glass.

Typical draw cord installation



5. Apply a soap/water solution to the flange area of the rubber seal, then install a draw cord into the flange crevice of the weather stripping. Allow about 12 inches overlap at the top center.



6. Position the glass assembly in the opening from the outside and have a helper apply pressure to the outside of the glass. From the inside, begin pulling the draw cord. This procedure allows the weather stripping to be pulled over the flange area. Alternate from side to side when pulling the cord to keep the installation even.

7. Once the rear window has been installed, tap the glass around the perimeter with the palm of your hand to ensure that the rubber seal has been seated onto the window opening flange.



www.dennis-carpenter.com

4140 CONCORD PARKWAY SO., CONCORD, NC. 28027

704-786-8139