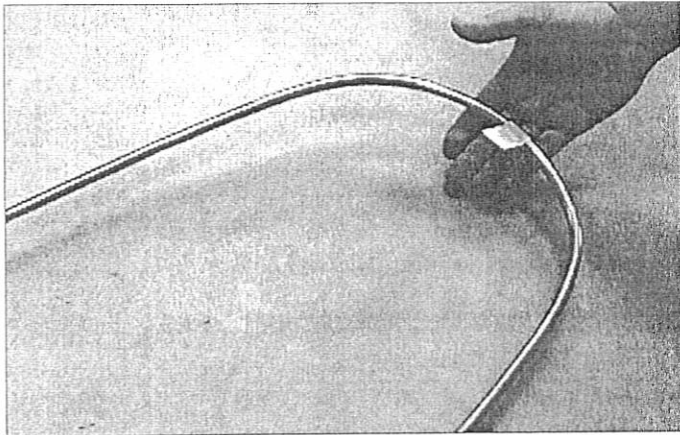
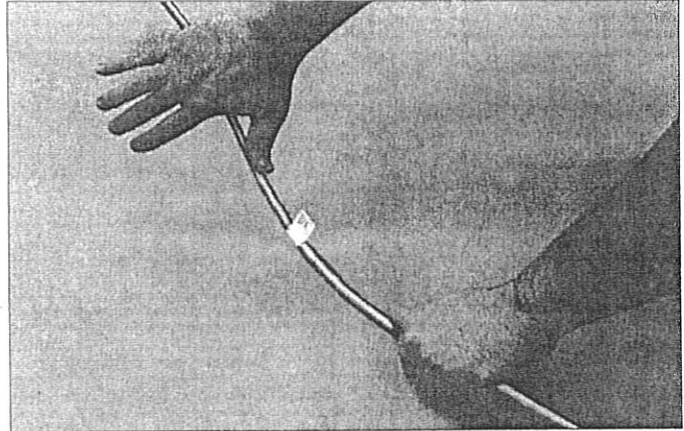


How to Remove "Shipping Bends"

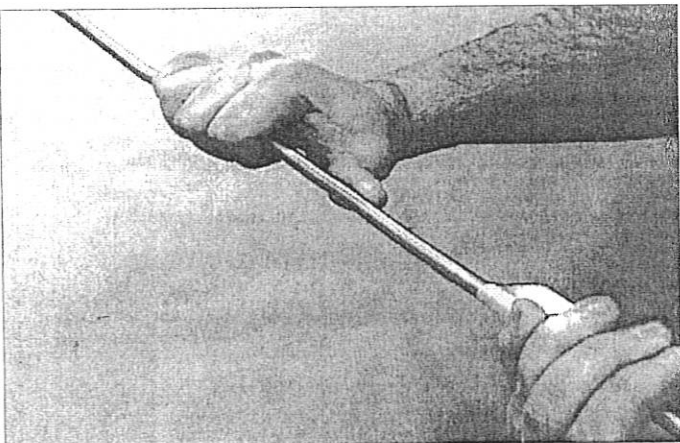
Due to size restrictions set by the carrier, some of our longer front to rear fuel and brake lines must be temporarily altered for shipping. Whenever necessary, these large radius "shipping bends" are added to a straight section of the line, near the middle. This facilitates easily returning your *Fine Lines* reproduction to its proper configuration. No tools are required to remove shipping bends.



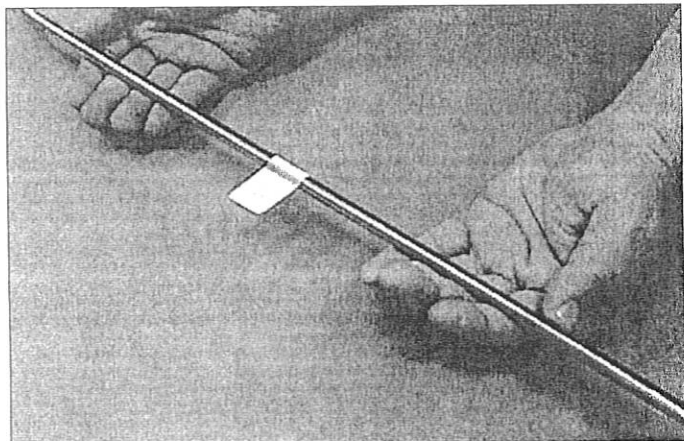
Shipping bend is clearly tagged to avoid confusing it with other bends.



Start by "unrolling" much of the shipping bend along the ground.



Finish by hand straightening this section to its original configuration.



It's that easy! In just a few minutes your new line is ready to install!

Questions? Call Us!
1-800-778-8237

C5TZ-9282

C5TZ-22691e-SB